

Creating sacred spaces in the modern world is to create a relationship with universal laws.

The purpose for connecting and communicating with invisible forces is for communication, manifesting and healing. Groups or individuals can create sacred spaces that are functional and unobtrusive to open a closer bond with unseen universes.



Within sacred space the veils are thinner, creating gravitational and magnetic anomalies. This energetic environment allows those who visit the temples to ride a wave of energy that connects one to everything, it opens doorways to the other realities.

Spiritual Technologies balance and restore energy and have no expiration date. They are used for working with the subtle intelligences for greater stability. Applying these technologies is to create sanctuaries for engaging in dialog with the forces that exist for guidance. Sacred space sets up a natural harmonic in the arrangement and intention of the elements within it.

Temples are principles of sacred space applied in modern times. Earth Temples and Human Bodies are mirrors of each other, they are portals of possibility that harness subtle energies for Co-Creating with the unseen world. Within the principles of sacred space one is able to harness the energies that support conscious manifestation by resonating with higher frequencies and intelligences. Temple structures amplify the energy of those who visit them, this multiplies the potential of an individuals power and aids in manifestation.

Temples were not just places of worship, they were places of initiation to subtle forces, places of connecting with source. Subtle forces exists and are inherent in the land and known as the Local Spirit, they are the forces that shape our world.

Think of Temples as Antennas that create a harmonic resonance with the cosmic rhythm in the local environment. Creating such a bond and inviting the exchange of information re-establishes a sympathetic resonance with the environment and universal laws.

Temples are created using a combination of natural harmonics to awaken the human energy system to greater flow. All organisms generate a resonance, the vitality of an organism depends on it's resonance with the environment. When resonance exists a bond is established and information is exchanged. Disease = Dissonance in our resonance with our environment which short circuits our connection to spiritual support.

7 Principles of Sacred Space:

Principle #1 WATER

2/3 of the planet is water, which is also reflected in the human body. This fundamental ingredient mirrors and interacts with that which shapes it. The human body and the electro magnetic field resonate with intent. Focused intent on water creates specific patterns. (ex: Dr. Emoto experiments with water)



All temples have been sited above or next to flowing water. In some cases this water is underground. The natural spin of the earth and the absorption of light make water a good conductor of electricity. Water is alive and has the properties of spin which generates a subtle electromagnetic field.

When you apply the law of intention/attention/attraction your actions connect with water molecules to draw them to the site of your temple or sacred space as well as connect them to your intention for the temple.

Inner Temple Instructions: Send your attention and intention for inclusion in your temple to all cells, atoms and water molecules within your body. Energize them with your intention for creating, defining and activating your inner temple. Visually see them pulsing and vibrating in response to your request and make a statement similar to “I call upon the water element and molecules within my sacred body to be included and responsive to my intention for declaring this body to be a sacred temple of balance. I program all water elementals and particles that resonate with water to organize themselves in a harmonic balance that generates the foundation for well being, optimum health and balanced chemistry and flow within.” Complete your personal statement with ... for the best and highest good of the local spirit, myself and all.

Outer Temple Instructions: Send your attention to all streams of natural water and intend that they be drawn to the location of your temple. Use a statement like “I call upon all local and natural streams of water to be drawn to this location for the purpose of creating a sacred temple structure for the highest good of the local spirit and the highest good of all. Focus attention on your water atoms to connect with the underground water atoms. Sending attention to all stream of underground water and visualize the water being drawn into the location. Conviction of your intent and belief that it is so will vector the water into position, you must trust the process.

If you are not near a body of water, it will take a couple of days for the water to find the location since it has to travel to reach you. Trust the process – belief as a co creator is trust.

7 Principles of Sacred Space:

Principle #2 MAGNETISM

Pathways of magnetic energy exist upon the earth in the form of eddies or rivers of energy called: spirit roads, dragon lines, serpent lines and fairy paths. Mounds upon the earth are also electromagnetic energy in the shape of spirals. Magnetic lines are influenced by terrestrial and solar events.

These magnetic pathways allow for sending and receiving information, they are invisible pathways of magnetic energy used for traveling. Temples were situated at crossroads of magnetic energy to harness and amplify the intensity of the flowing energy. Tributary lines have a gender based path of + or - polarity. These electromagnetic lines are either masculine or feminine polarity.



Small changes in the brain are induced by magnetic changes. Magnetism in the human body is connected to a certain amount of magnetite in the human brain. Magnetism therefore vibrates the pineal gland and leads to altered states of awareness which opens one up to unseen forces and intelligence. This is perceived as subtle layers of reality through the 3rd eye. (head) Magnetism also stimulates iron particles contained in the blood and circulatory system. (heart) Water and magnetism are attracted to each other and work in harmony at sacred sites to produce an electromagnetic field of energy that slightly alters the human mind and body.

Inner Temple Instructions: Send your attention and intention inward to stimulate and amplify your inner magnetic energy or chi. With intention and visualization see and feel your magnetic energy begin to pulse and expand your auric field. Take slow deep breaths to smooth out the spike in energy and then make your creative statement such as “By my conscious intent I call forth and activate the magnetic energy within and summon it to be an active element in my inner temple for the purpose of healing, manifesting and connecting to the larger whole. I intent this for the best and highest good of the local spirit, myself and all.”

Outer Temple Instructions: Send out your attention and intention using the law of attraction to attract the magnetic lines - imagine it as ribbons of energy flowing along the land. Using attention and intention draw all appropriate magnetic lines and reinforce with visual images of them moving toward your temple. Say “by my conscious intent I ask that the earths lines of magnetic energy be drawn to this location for the purpose of creating a sacred temple for the highest good of the local spirit and the highest good of all.” Feel the energy increasing with your intention and be specific, using your own words.

One or more Magnetic lines are instantly vectored and can be measured with dowsing. People that are energetically sensitive will feel their presence by the tingling of skin or awareness of the field expanding.

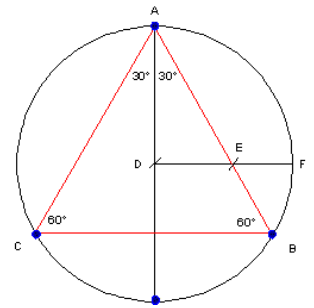
7 Principles of Sacred Space:

Principle #3 SACRED MEASURE

To apply Sacred Measure is to define the parameters for the Temple.

Your temple is a portal which is a microcosm of all universal principles at work at one place. By applying another level of cosmic resonance, sacred measure, your temple will be synthesized with the cosmic principle and resonate with the forces that operate within, around and through all form. The Sacred measure establishes a connection to the Elements that make up the Earth and creates a bond between them.

The primary building blocks of matter are the sphere and the tetrahedron. The unitive measure ratio between them is **2.72**. It is also the ratio between Hydrogen and Oxygen molecules, the distance between the sun and the moon and is a transdimensional constant unit of measure within the universe. The relational measure between these elements is called the megalithic yard and is **2.72 feet or 32.64"**



Inner Temple Instructions: Acknowledge the physical body as the Sacred Measure and parameter of your temple. Place attention upon our body's shape, the intelligence within each measurement, the symmetry and organization, we are honoring the structure through which our spirit interfaces with the material world. We also honor that our body is a uniquely designed temple that is proportioned perfectly as the vehicle for our spirit and our inner (portable) portal/temple. We also honor our spine as the axis point which represents the as above so below mystical axiom. In addition we honor our energetic bodies and our energetic spine. Create a statement similar to "By my conscious intent I honor and define my physical and energetic bodies as the container and parameter for my inner temple. I call forth the intelligence and support of my physical and energetic spine to be the axis point through which this temple is stabilized. I place a layer of Golden Light around my auric field to hold the boundaries of this temple secure." See the energies swirling inside your body, creating a spiraling energy around the spine and expanding outward through your aura. Visualize the layer of Golden Light around your energy field and feel the shift in spaciousness within your inner temple.

Outer Temple Instructions: To begin sacred measure, locate the center of your space and measure 1 - 3 megalithic yards outwards. From here, define a radius/circle pivoting from the center. If you cannot be specific on your measurement or circumference, use your intention to apply precise measurements that reflect the cosmic principles of measure. (Your intention is electromagnetic and supersedes anything in gross physical form. The power of your belief gives thought form a reality. Anything inside your temple is influenced by your intent and the success of outcome is directly connected to your belief.) Make a statement like "I intend that the boundary of this sacred measure be the container for this temple and that it be surrounded with golden light for the highest good of the local spirit and the highest good of all." Visually see the circumference of the sacred space be defined and charged with a Golden Light.

7 Principles of Sacred Space:

Principle #4 ANCHORING

By anchoring stones, crystals or intentionally applied elements we are programming the sacred space to be an acupuncture point upon the earth. Anchoring also establishes a connection to the Elements that make up the Earth and creates a bond between them.



Stones in ancient temples are high in quartz, they possess energetic properties that can be programmed through intent. Stones either have male, female or balanced energy. **Sun stones** or male stones include: granite, basalt, dolorite, greenstone, serpentine. Red granite is especially good for temple making since it is high in quartz and iron. Solar temples include red granite surrounded by sandstone. **Moon stones** or female stones include: (sedimentary/water) limestone, sandstone, sarcen, marble, alabaster and schist. Greek lunar temples were made of marble. Granite, limestone and sandstone creates a well balanced masculine and feminine temple. You can substitute stones for crystals when building temples indoors and in small spaces. Clear quartz is androgynous and can be programmed to swing in the direction of intent. Labradorite is a balanced stone of male and female energies and can be used to bring balance to any temple in combination with other stones and crystals.

Inner Temple Instructions: Place your attention upon the Golden Ring of light that you created around your aura and create a layer of crystalline structure just inside this ring. Continue to move your attention and awareness inward through the energetic layers and bodies within your temple, including the energetic spine. Visualize the dancing, swirling energies of water and magnetism within and move your attention toward the physical spine, the connecting bones, muscles and all physical components of your body temple. Create a statement similar to “By my conscious intent I direct the energetic properties of this temple into my physical body for the purpose of anchoring this temple as a sacred space. I activate the crystalline structure within to be responsive to my intent. I bless the gravitational force that anchors this temple to Earth and I honor each of the elements within this physical temple of balance for the best and highest good of the local spirit, myself and all.” Sense your body take on this intent.

Outer Temple Instructions: You will now mark the circumference with stones, send them attention and intention, giving each stone or crystal your attention to include it in the program. State “I ask these stones to anchor the parameter and draw into itself the veins of water and the magnetic lines of energy for the purpose of anchoring this temple of light for the highest good of the local spirit and the highest good of all.” Visually see the energy expanding outward in ripples and see a spiraling energy inside the center. The wandering lines of water and magnetism will be drawn into focus inside the parameter through intention. The energies are attracted into the parameter through intent. Visualize the energies combining inside the sacred measure and swirling in a spiral motion. The spiral will build in intensity and expansion over time with consistent intention and attention upon it. This is considered stirring the portal into motion.

7 Principles of Sacred Space:

Principle #5 SACRED GEOMETRY

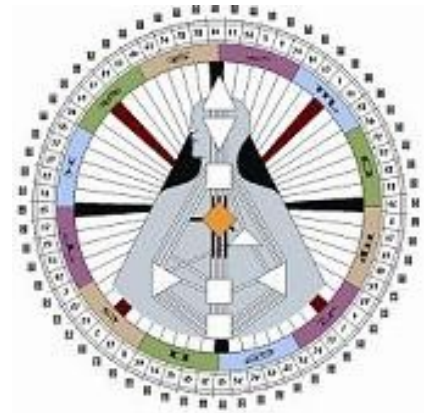
Shapes change with resonance and reflect underlying consciousness, they stimulate our senses and emotions. Human Bodies are sensitive to the environment. Our DNA is based on geometric structure, there's a specific resonance exchange between physical temples and human temples that affects our DNA. All earthly life is a reflection of the heavens.

By creating structures that reflect the heavens we bring heaven to earth and restore balance and harmony. The transfer of harmonics restores wholeness from temple to human. Our internal geometry responds to and connects with external geometries that are required to restore balance. Sacred geometry creates a structure that gives us access to specific fractals of consciousness through which we can access, exchange and transmit information. By using specific geometries we're using deliberate sensory manipulation.

Inner Temple Instructions: Using the geometry of the octagon, place your attention on your G-Center or high heart position. Acknowledge the axis we created earlier and then place your attention in all 8 directions within this geometry. One by one place your attention upon each direction and seeing the image of the octagon or 8 pointed star in your high heart, or center of your chest. Make a statement similar to "By my conscious intent I infuse this inner temple with the properties of the sacred geometry of the octagon. I call forth the balance and harmony of opposites within myself and command that my inner temple be a sanctuary where I gracefully return to balance upon activating it with my conscious intent.

Outer Temple Instructions: choose the geometry that you are creating for your temple and take the number of points and divide 360 (full radius of your circle) by the number of points. This will give you the distance between the points. Place a stone or crystal at each of points and intersecting lines or nodes if you choose to add this component. Give each action and stone conscious intent when placing it as your sacred geometric pattern for your temple. Say "By my conscious intent I ask that this geometry be integrated into my sacred temple to anchor and hold the energy of the sacred geometry and form for the highest good of the local spirit and the highest good of all. Ground the geometry with an intention that is related to the qualities of that particular geometry.

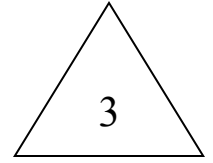
Remember that your intent super cedes the material plane and you must create an intent or you are just placing solid matter randomly and will not generate the desired programming and results. The geometry will energize the atoms of the temple when you apply the attention and intention. Bio geometry is the process of increasing the spin of the sacred structure once you apply and activate with intention. Remove construction lines once the geometry is in position and activated.




7 Principle Geometries

Our internal geometry seeks it's reflection in the environment.

Triangle - 3 fold nature of light (RGB) full spectrum tetrahedron bonds elements together providing strength stability and equilibrium. Notable language referring to this geometry is 3 wishes, 3 strikes, and why we invoke intention 3 times.



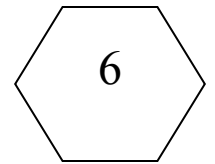
Square - equilibrium of forces on material plane 90 degree - relationship of the 4 directions and the four elements - regarding the Earth and the 3D world. Helps with orientation and awareness, static, fixed, rooted and material plane focus and grounding. Connecting to Earth forces.



Pentagram -(feminine) the most pervasive geometry (5pointed) Star qualities, linked to spiral in all organic life form. Connects us with the intelligence imbued in nature, living systems, growth, fertility, creativity, intuition, and the feminine quality of flow and motion.




Hexagram (masculine) 6 sided structure. 60 degree sides, organization, rationality, sending and storage of information. Solar Temples. Honeycomb rigidity, structure.



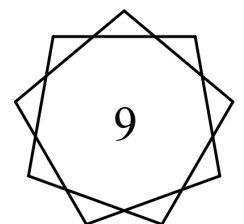
Heptagon structures are 7 sided and represent the unknowable, the truth, soul, enlightenment and include the primary sources of sound and light. This is the prime creative force and is related to the archetype of Thoth. The mysterious. Secret = Hidden from view. The Search for enlightenment, to gain understanding and rise above the illusion. Not to be used lightly, must have acquired a high degree of confidence with intent.



Octagon represents 8 balancing the opposites of heart and mind, male and female, matter and spirit, mastery over the polarities. Harmonization of opposites. Complete balance and stability. Found in temples of Eastern faiths.



Nonagon is 9 sided and represents the 3 fold expression of the trinity. Completion, perfection, highest achievement and brings one into connection with all that is. The utmost expression governing the course of nature.



7 Principles of Sacred Space:

Principle #6 ORIENTATION


Adding an Entrance, Gateway or Portal

The entrance represents entering a portal into another world. All elements are imbued with consciousness and when you enter the sacred spaces that have been programmed, it is the entrance that En-Trances one into a different state of awareness where communication between realms is possible and the mind and body enter a different quality of receptivity. Directions magnify specific energies of the sacred structure. They also magnify the information to be received.

Inner Temple Instructions: Begin with placing your attention upon the water element within, followed by the Magnetism, the Sacred Measure, Anchoring and the Sacred Geometry. Now place your attention upon your G-Center or High Heart and connect with each of the 8 directions. Imagine or intend that you are facing East and see the portal opening as you state the qualities of this direction and intend to activate the entrance. Continue to do this for each of the 8 directions and qualities of each. When you are complete create a statement similar to “By my conscious intent I activate each of the cardinal and mystical directions within as access portals to. I program this Entrance to operate as a multi dimensional gateway and opening to access the qualities and energies of all directions. This Entrance morphs and serves my needs in the Now.”

Outer Temple Instructions: Choose your orientation based on intent and mark your entrance with stones or other elements that you have imbued with intention to be the gatekeepers of your temple entrance. Program your entrance stones with the integrity of the geometry. You can create as many entrances as you desire and will call forward a separate intention for each entrance. Terrestrial energies will enter the temple through the entrance you specify and amplify the spiral energy within the space. You will use this entrance to walk into your sacred temple on a regular basis. Be sure to honor the entrance you have created and intended when entering your temple. Your entrance can also be purely intentional and doesn't have to be represented by a physical entrance.

Create a statement similar to: “By conscious intent I invoke these stones/crystals to be the gatekeepers of my temple entrance. I intend that they hold the integrity and qualities of the entrances direction. I intend that each time I enter this Temple I am connected to it's vibration, intent and divine properties. I activate this Temple entrance and direction to serve the highest good of the local spirit myself and the highest good of all.” Your intention for your entrance will amplify the spinning energies inside the temple.



Principle #6 ORIENTATION

4 Material or Fixed Alignments:

AKA Cardinal Directions

North entrance = Matter and magnetism, initiation and transformation (earth) Archangel Uriel
Humans, Magnetism, Earth, Pyramids

South entrance = Light, strength, power, protection, (fire) Archangel Michael Spiritual Warrior

East entrance = Air, faces light of newborn sun, awakening, healing, understanding, Archangel Raphael.
Many native American sweat lodges

West entrance = Water - descending, traveling within, communication, underworld, where Archangel Gabrielle brings communication from God to humanity.

Cross Points are dynamic representing the ethereal and unseen forces, mysterious. Included for their qualities of optimal balance.

SE = fertility, birthing, growth, creativity, fertility of mind and body

SW = honoring, gratitude to earth and forces that made earth possible, triumph of light, harvest and celebration

NW = Oriented to the darkest time of year, thinning of the veil, remembrance and paying tribute to the spirit realm, death and rebirth, introspection and returning to the womb.

NE = Rising mid summer solstice sun - drawing to you the ancestors and enlightenment, ancestral wisdom and found in the oldest monuments on the earth. Stonehenge.

Multiple entrances represent dual orientation. for example: E & W represent the rising and setting sun.



7 Principles of Sacred Space:

Principle #7 INTENTION

Intention is Thinking it - Believing it - Creating it!

Human Intent is the most powerful creative energy on the planet.

Intent—Draw vital forces into the sacred space to be used constructively. The spiritual world is bound within matter and can be extracted and integrated. It is our quality of intent that dictates our experience of this intelligence. Each layer added to the creation of your temple will add another degree of energetic concentration.



A common intention for creating a temple of light is to create an environment for creativity and connecting with unity and all that is. You now have the capacity and ability to harness elemental forces with integrity, creating a state of connection and balance with the natural world. This is a co creative process in force where your intent defines direction and use.

Inner Temple Instructions: Make your temple wholly by applying attention and intention to all elements and layers that have been created and see them as one. Give your sacred temple the attention specifically directed in alignment with your intention and bind it together with the elements that you have used to construct it as well as the local spirit. See a circle encompassing the entire temple on all side, above and below it and see this field amplified by your attention and intention, feel it in your body.

“By my conscious intent I ask that this temple be opened to serve my highest good, the highest good of the local spirit and the highest good of all.”

Inner Temple Instructions: Make your temple wholly by applying attention and intention to all elements and layers that have been created and see them as one. Give your sacred temple the attention specifically directed in alignment with your intention and bind it together with the elements that you have used to construct it as well as the local spirit. See a circle encompassing the entire temple on all side, above and below it and see this field amplified by your attention and intention, feel it in your body.

“By my conscious intent I ask that this temple be opened to serve my highest good, the highest good of the local spirit and the highest good of all.”

See your temple as a 3 Dimensional space, it is done, your portal is now open.

Now you are ready to enter your temple doing so with the utmost reverence for yourself, the local spirit, the earth, her elements, divas, nature spirits and the arch angels and guides that work with you in sacred space. As you enter the sacred space feel again the shift in your awareness and body, tune in to the subtle fields of flowing energy and intelligence that are choosing to partner with you in communication for the highest good of all.



The temple will contain a spiraling energy that may be disorienting at first. Enter with the intent to remain grounded in form while accessing the wisdom of formlessness and reaching a level of integration that is balanced and sustainable for the highest good.

You can consciously break energy with the temple when you exit if you wish to depending on your sensitivity to the energies. Some are effected by it and feel tired and are to discern for yourself what is appropriate for you.

The temple remains open indefinitely unless you close it. You can close the temple/energy field by stating "I close the temple with the authority of my command until I re-open it."


You can clap your hands to signal the opening and closing of the field.

The human bodies circulatory channels are now in close contact with cosmic or universal principles when inside the sacred temple. Proper energy flow can be achieved within all levels of self when using the temple regularly with proper intent and integrity.

The co creative process is now in force whereby a state of connection and balance is directed through conscious intent, direction and use.

7 Universal Laws of Manifestation

Now that you understand how to harness elemental forces, it's critical to do so with integrity and responsibility.



1. You cannot manifest what is not in accordance with your soul's purpose.

Your soul rules over your ego. Your soul may have a purpose you're not conscious of.

2. Be careful what you ask for—you manifest it.

Avoid pushing or forcing your will, surrender to your intuitive guidance.

3. You cannot manifest what is not in accordance with the principles of the local spirit.

Sympathetic resonance with the local spirit is required— joy and effortlessness is a sign you are in resonance.

4. What is the Intent behind your intent?

Be honest with yourself. When you create from scarcity, lack or fear you create more of the same. Be aware of your motivation for creating and intending and begin with gratitude and a sense of abundance.

5. Always manifest for the highest good of all.

You are a part of a much larger whole, if everyone and all benefit from your request, it manifests easily.

6. Lack of trust is an obstacle to true manifestation.

You must believe in the process, doubt tells the forces you are not ready. You must believe in your abilities and trust the principles.

7. 'Physical and 'Spiritual' cohabit separate time zones.

Avoid wondering "When is this going to happen?" Plant the seeds and practice patience